Single Family Residential

Santa Cruz County Market Report

	MED. SALES PRICE	CLOSED SALES	AVG. DOM	% LP REC'D	MO. TO SELL
DEC 2018	$920K	115	56	97%	2.2
DEC 2017	$825K	172	48	99%	1.5

QUARTILE	SOLD	MED SALE PRICE	MED DOM	AVG DOM	SQ.FT.	AVG. $ SQ.FT.	LOT SQ.FT.
Top	29	$1,775,000	39	53	3,236	$595	84,842
Second	29	$1,085,000	41	71	2,418	$459	381,602
Third	29	$780,000	29	40	1,777	$446	40,667
Bottom	28	$620,000	31	59	1,412	$422	20,421

AVG. $ PER SQ. FT. - 12 MONTHS

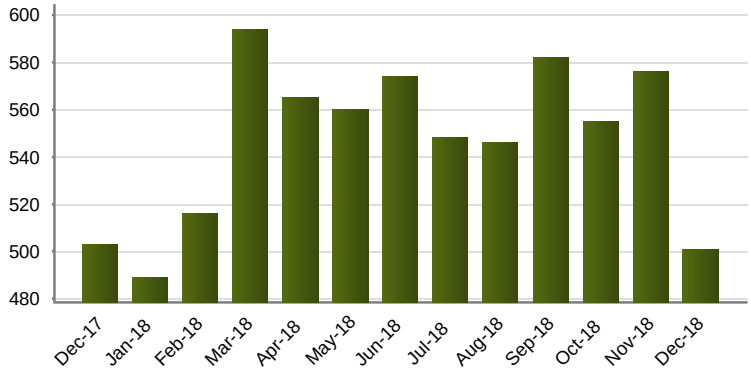

ACTIVE INVENTORY - 12 MONTHS

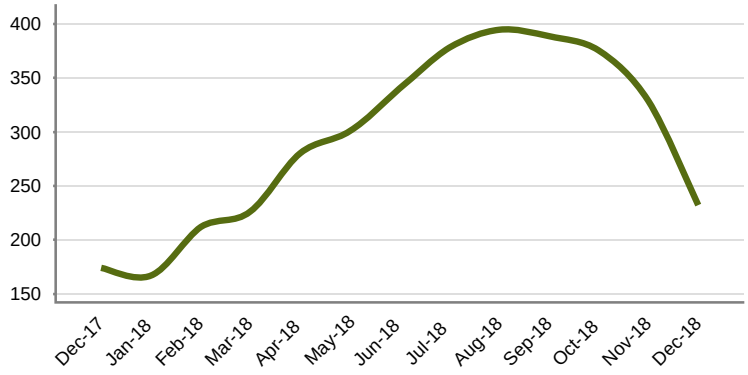
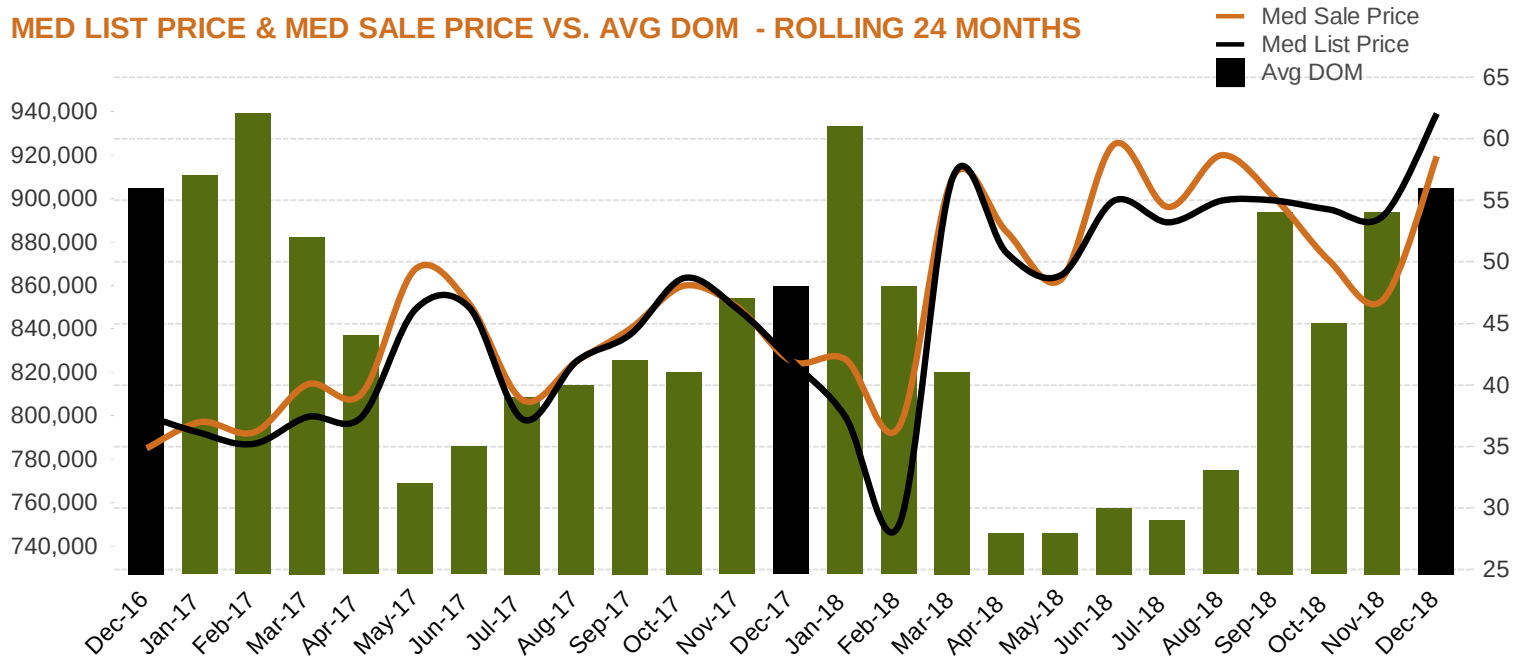
MED LIST PRICE & MED SALE PRICE VS. AVG DOM - ROLLING 24 MONTHS